

# ATOMY GLOBAL MEMBER GUIDE STEP2. Center

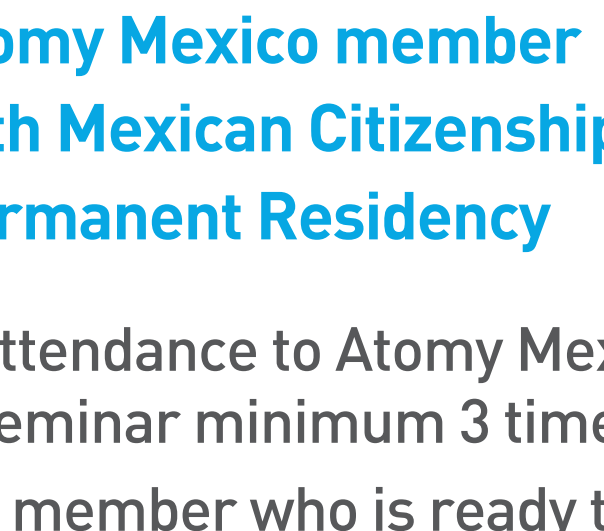
## MEXICO

### A Glance at Global Atomy Education Center Mexico

The education center is operated for the purpose of communication and education of members in accordance with the regulations of each branch.

### Eligibility of Center Head

#### General Conditions




#### Atomy Mexico member with Mexican Citizenship or Permanent Residency

- Attendance to Atomy Mexico seminar minimum 3 times
- A member who is ready to contribute the time and effort for Atomy business and center members.

#### Ineligible!

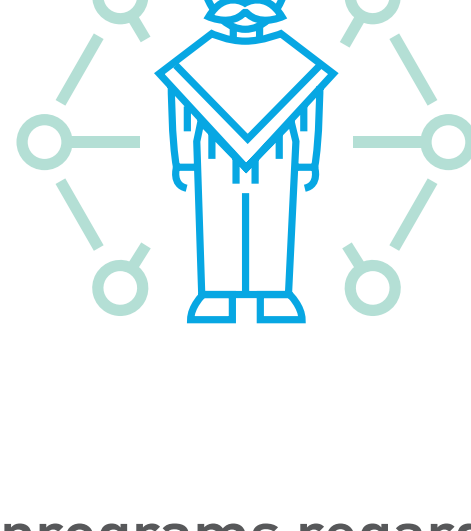


If you have criminal background/ are in civil criminal suit



If you are a member of other network marketing business

### Center Head Responsibilities and Rights



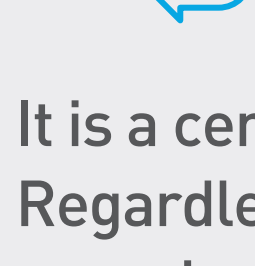
- ✓ Conduct educational programs regarding Atomy membership, product information, marketing plan, product purchase, payment method

- ✓ Support company sponsored events (One day seminar, Success Academy)

- ✓ Prepare telecommunication devices(i.e TV/ projector, computer)

- ✓ Participate in the education courses held by the company

- ✓ Provide schedule on monthly basis



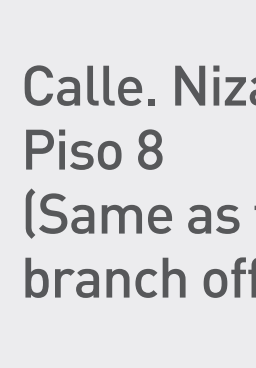
### What is a Pick-up center?

It is a center operated by Atomy Mexico. Regardless of the affiliated center, there is a seminar room in the Pick-up Center which is available to all the members and you can receive your orders here.

※ Pick-up centers are operated by the branch for the convenience of members, so no education allowance will be accrued.



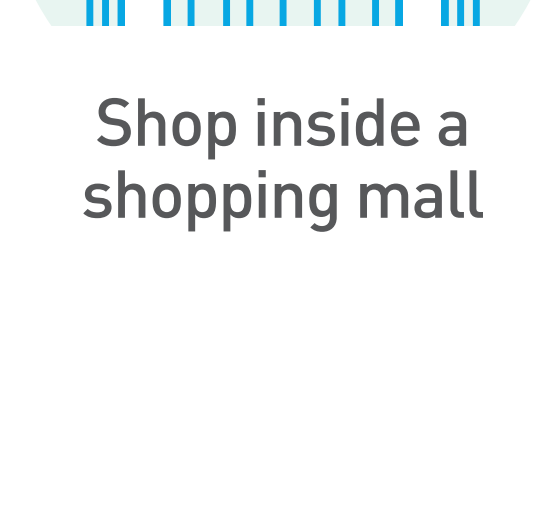
Location of the Pick-up Center



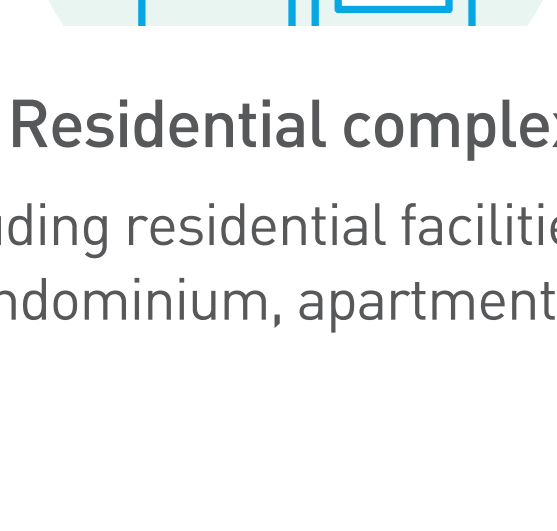
Calle. Niza 77, Piso 8 (Same as the branch office)

### Center Facilities Conditions

#### Unqualified!




Shop inside a shopping mall



Residential complex

Including residential facilities like condominium, apartment etc.

#### Check the Center Facility Standard!



Total area of the education center

Minimum office space occupancy : 15



Interior & Exterior Guidelines

Refer to the website of Mexican branch [www.atomy.com/mx](http://www.atomy.com/mx)

### Necessary Documents for Establishing the Center

#### Center Establishment Application

(Homepage - Resources - #10)

- ① Personal information of the center head
- ② Detailed description of the center

Please attach the copies of identification (CURP number), contract, photos of inside, outside and entrance of the building, purpose of establishing the center

#### Contract

(Homepage - Resources - #10)

Agreements to obtain approval as a center is on the website of Atomy Mexico.

Submit the documents by e-mail.



### Check the Center's Operation Policy!

#### Members Training



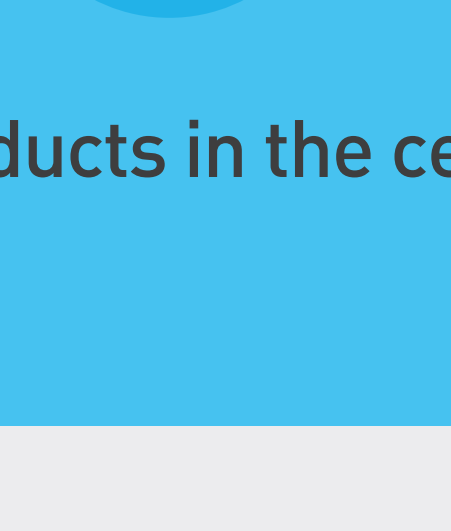
Conduct educational training on Atomy products and marketing plan

#### Communication




Share Atomy experiences and business standards

#### Prohibited!




Selling Atomy products in the center is prohibited!

### FAQ



Can I buy products at the center?

Purchasing is restricted in education centers, but if you visit Mexican Pick-up Center you can buy products from there.



How to order at the Pick-up center

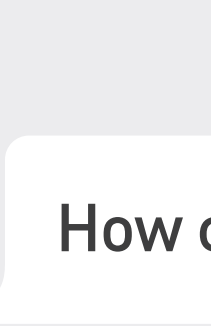
1

Access to the shopping mall

Connect to Atomy Mexico shopping mall with your personal computer or the ones from the seminar room.

2

Purchase after Log in



5

Check and receive the products

4


Order Complete

With the order number, give the receipt to Atomy employee.

3



Payment Method

Pay by credit card, debit card, wire transfer, convenience store payment (same as the website shopping mall method)  
\* No payment in cash



How can I change my affiliated center?

To change the affiliated center, send an e-mail to [atomymx@atomy.kr](mailto:atomymx@atomy.kr) with a permission letter from the center head.Changes will be reflected within 5 working days.



For more information, please contact the customer service center.

+52-55-5086-2855

[atomykr@atomy.kr](mailto:atomymx@atomy.kr)